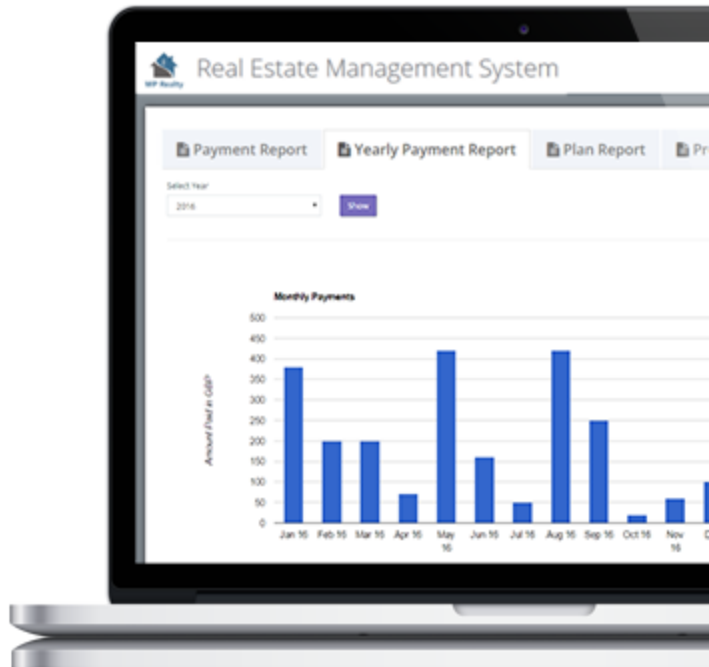


YEARLY PAYMENT REPORT

- ✓ Reports for Management team
- ✓ Reports to measure performance
- ✓ Payment reports



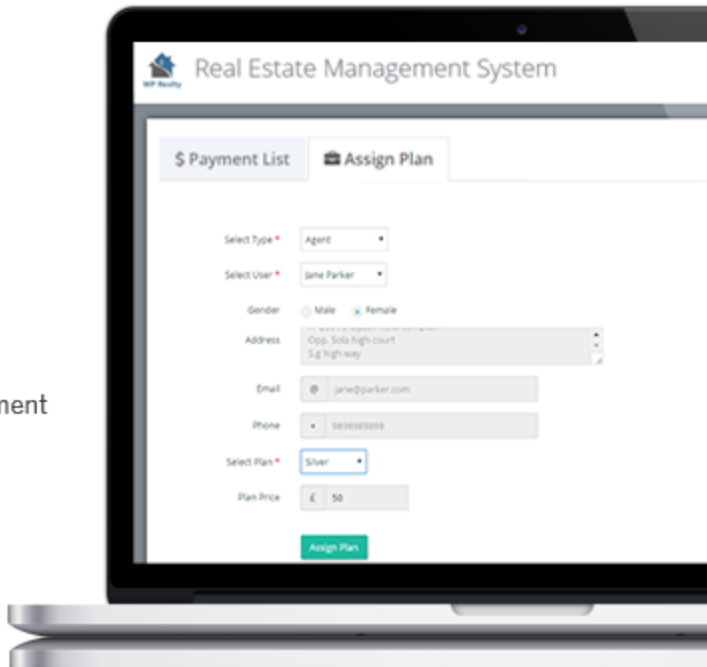
DASHBOARD

- ✓ Helps Admin get Overview of Real Estate
- ✓ Dashboard with Key Statics Info-Graphic
- ✓ Calendar, Reports, Groups all at Once



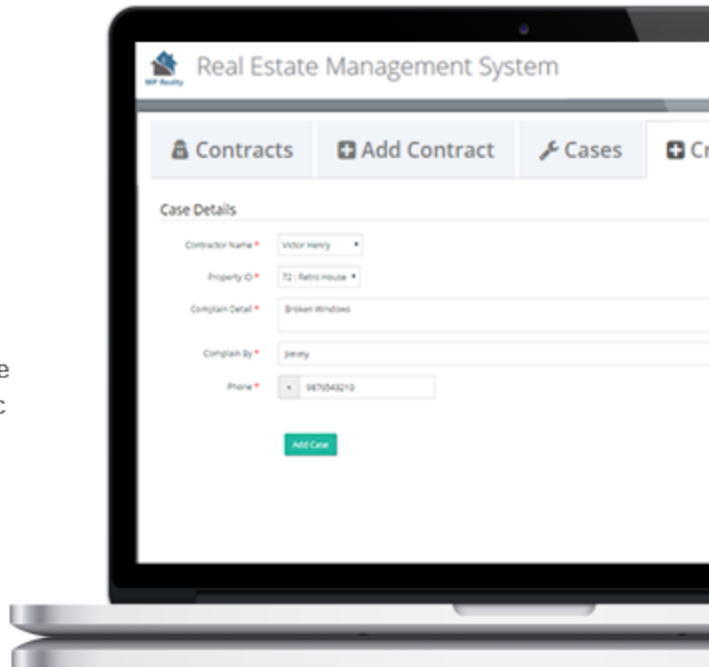
ASSIGN PAYMENT

- ✓ Complete list of course fees paid
- ✓ Generate invoice and accept offline payment
- ✓ Part payment is possible



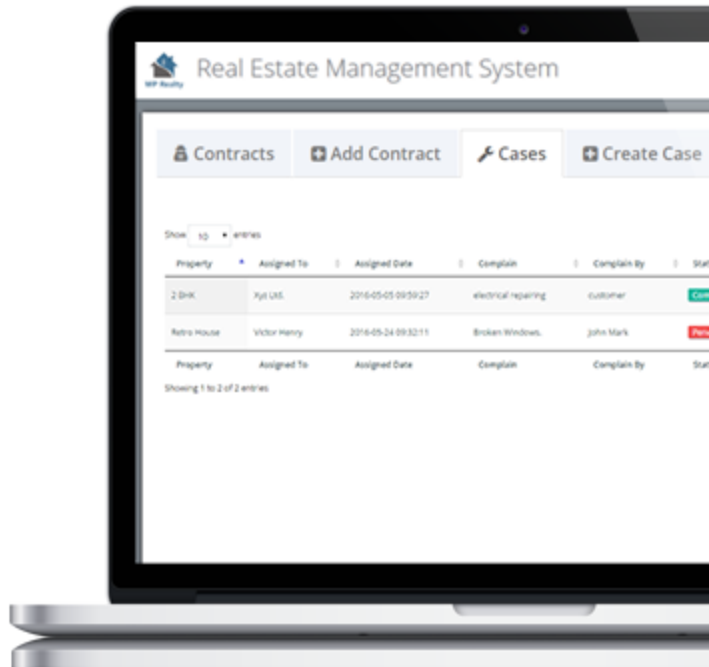
CASE DETAILS

- ✓ Helps Admin get Overview of Real Estate
- ✓ Dashboard with Key Statics Info-Graphic
- ✓ Calendar, Reports, Groups all at Once



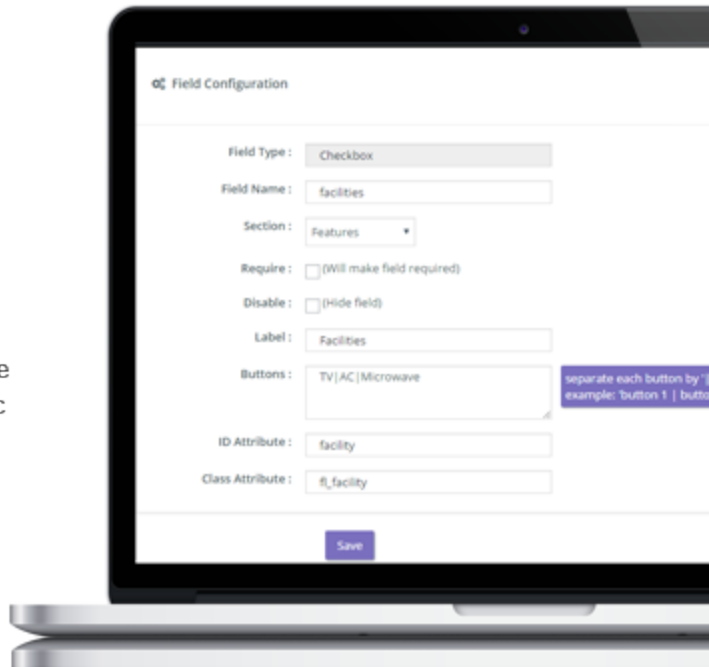
CASE LIST

- ✓ Case-Complain management with notes
- ✓ Add case for any product issue
- ✓ Assign case to team for resolution



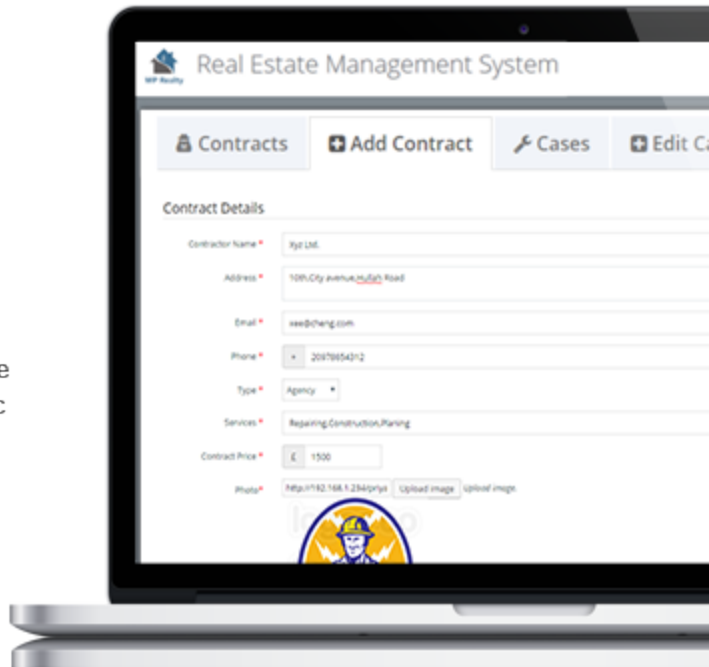
CHECKBOX

- ✓ Helps Admin get Overview of Real Estate
- ✓ Dashboard with Key Statics Info-Graphic
- ✓ Calendar, Reports, Groups all at Once



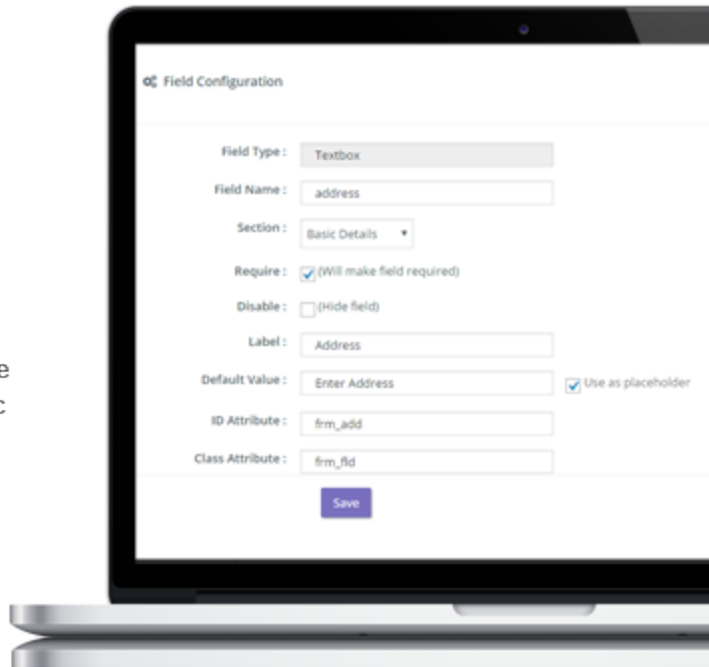
CONTRACTOR

- ✓ Helps Admin get Overview of Real Estate
- ✓ Dashboard with Key Statics Info-Graphic
- ✓ Calendar, Reports, Groups all at Once



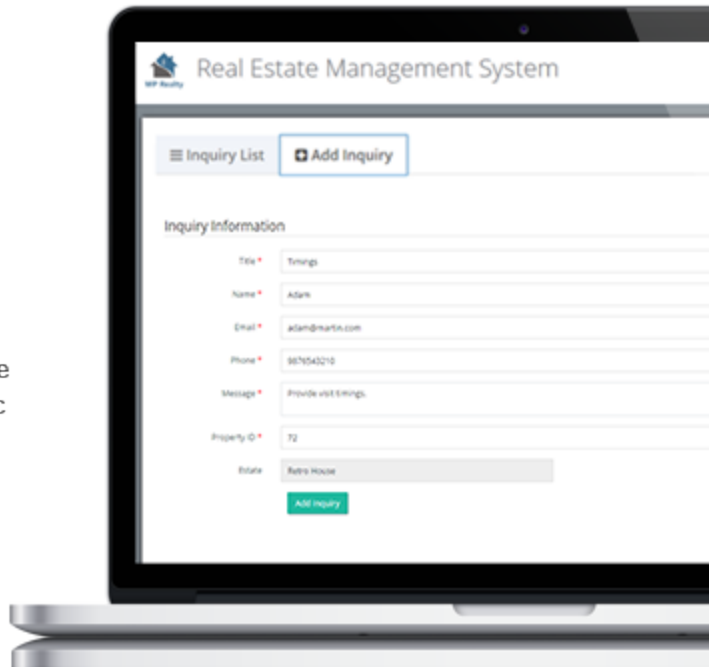
TEXTBOX

- ✓ Helps Admin get Overview of Real Estate
- ✓ Dashboard with Key Statics Info-Graphic
- ✓ Calendar, Reports, Groups all at Once



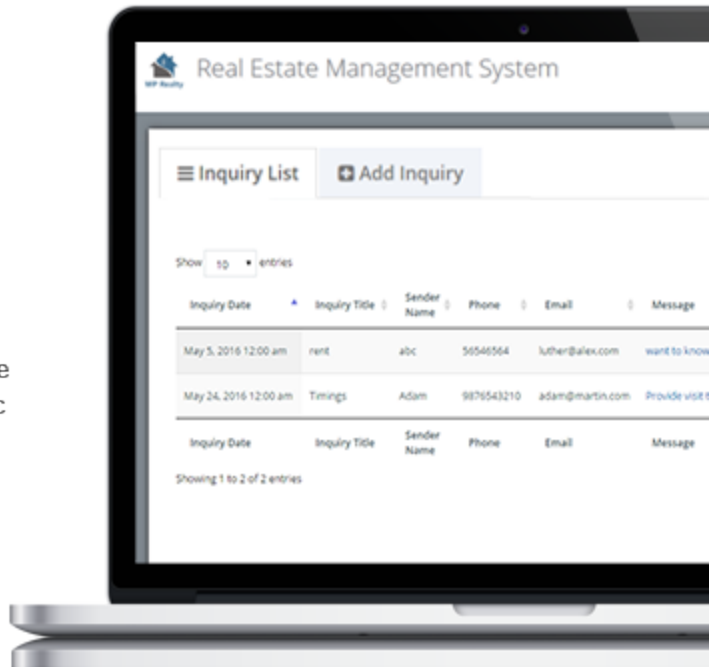
INQUIRY

- ✓ Helps Admin get Overview of Real Estate
- ✓ Dashboard with Key Statics Info-Graphic
- ✓ Calendar, Reports, Groups all at Once



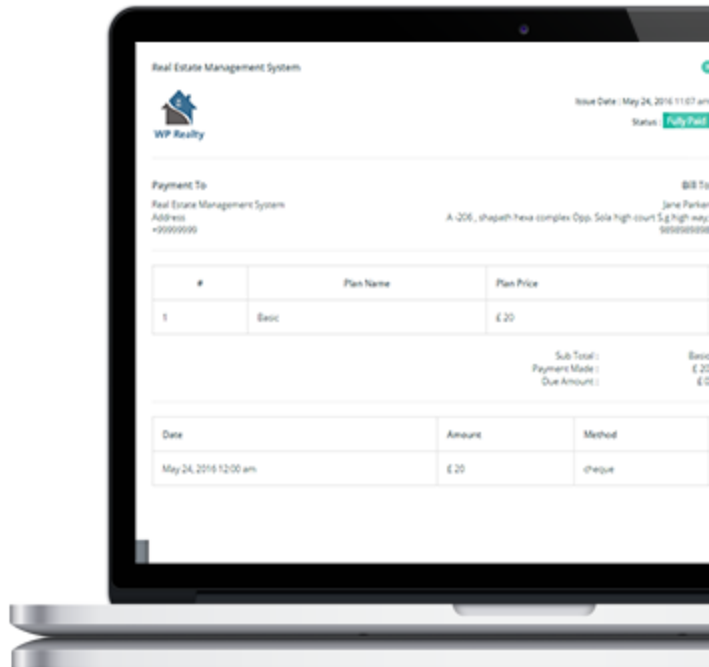
INQUIRY LIST

- ✓ Helps Admin get Overview of Real Estate
- ✓ Dashboard with Key Statics Info-Graphic
- ✓ Calendar, Reports, Groups all at Once



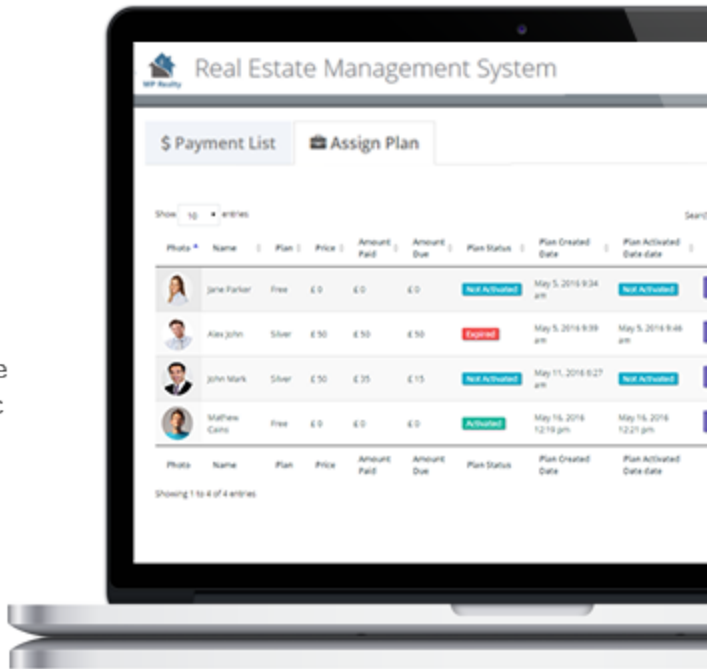
INVOICE

- ✓ Manage invoice with notes
- ✓ Print invoice in PDF
- ✓ Print invoice on screen



PAYMENT LIST

- ✓ Helps Admin get Overview of Real Estate
- ✓ Dashboard with Key Statics Info-Graphic
- ✓ Calendar, Reports, Groups all at Once



The screenshot shows a web application interface for a Real Estate Management System. At the top, there is a logo for 'VR Realty' and the title 'Real Estate Management System'. Below the title, there are two main navigation buttons: '\$ Payment List' (which is active) and 'Assign Plan'. Underneath, there is a 'Show' dropdown menu set to '10' and a search bar. The main content is a table with the following columns: Photo, Name, Plan, Price, Amount Paid, Amount Due, Plan Status, Plan Created Date, and Plan Activated Date. The table contains four entries:

Photo	Name	Plan	Price	Amount Paid	Amount Due	Plan Status	Plan Created Date	Plan Activated Date
	Jane Parker	Free	£ 0	£ 0	£ 0	Not Activated	May 5, 2016 9:34 am	Not Activated
	Alex John	Silver	£ 50	£ 50	£ 50	Expired	May 5, 2016 9:30 am	May 5, 2016 9:46 am
	John Mark	Silver	£ 50	£ 35	£ 15	Not Activated	May 11, 2016 6:27 am	Not Activated
	Matthew Carrs	Free	£ 0	£ 0	£ 0	Activated	May 16, 2016 12:19 pm	May 16, 2016 12:21 pm

At the bottom of the table, it says 'Showing 1 to 4 of 4 entries'.

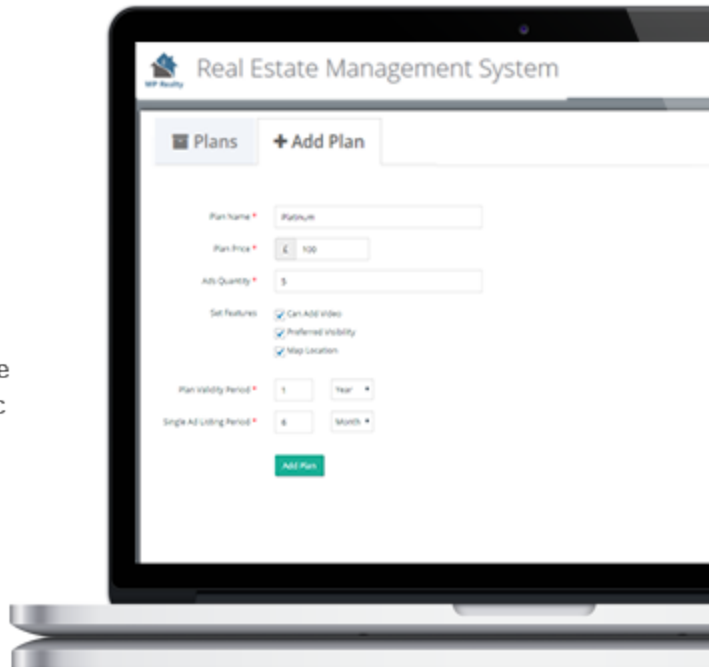
PAYMENT REPORT

- ✓ Helps Admin get Overview of Real Estate
- ✓ Dashboard with Key Statics Info-Graphic
- ✓ Calendar, Reports, Groups all at Once



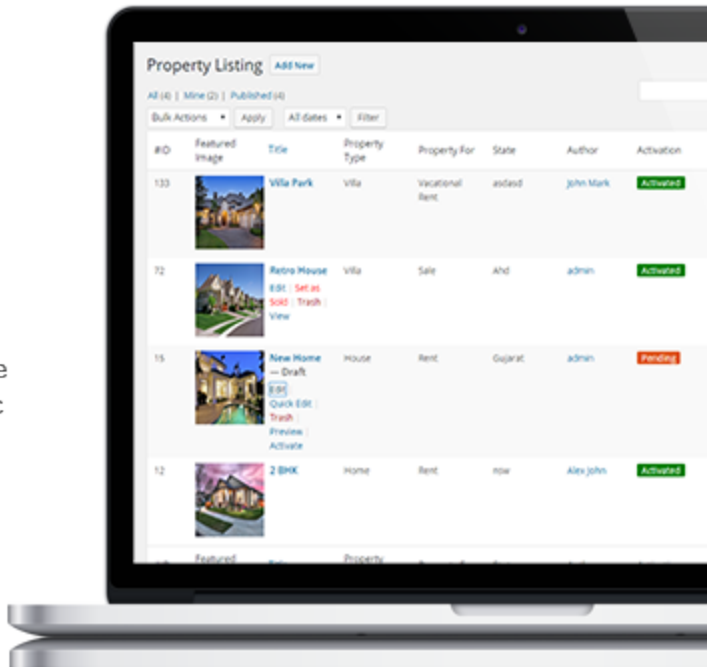
PLANS

- ✓ Helps Admin get Overview of Real Estate
- ✓ Dashboard with Key Statics Info-Graphic
- ✓ Calendar, Reports, Groups all at Once



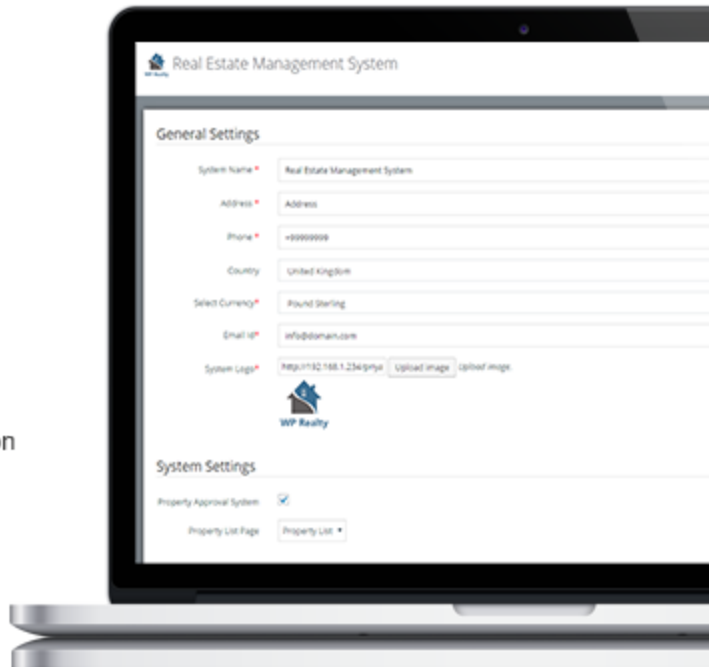
PROPERTY LISTING

- ✓ Helps Admin get Overview of Real Estate
- ✓ Dashboard with Key Statics Info-Graphic
- ✓ Calendar, Reports, Groups all at Once



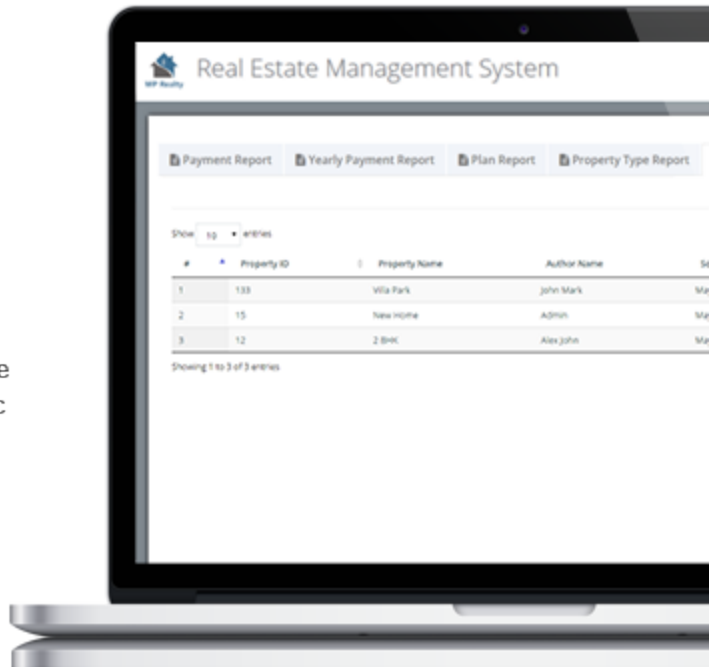
SETTING

- ✓ Manage Real Estate Details
- ✓ Manage Currency Display
- ✓ Manage Paypal Id for Donation Collection



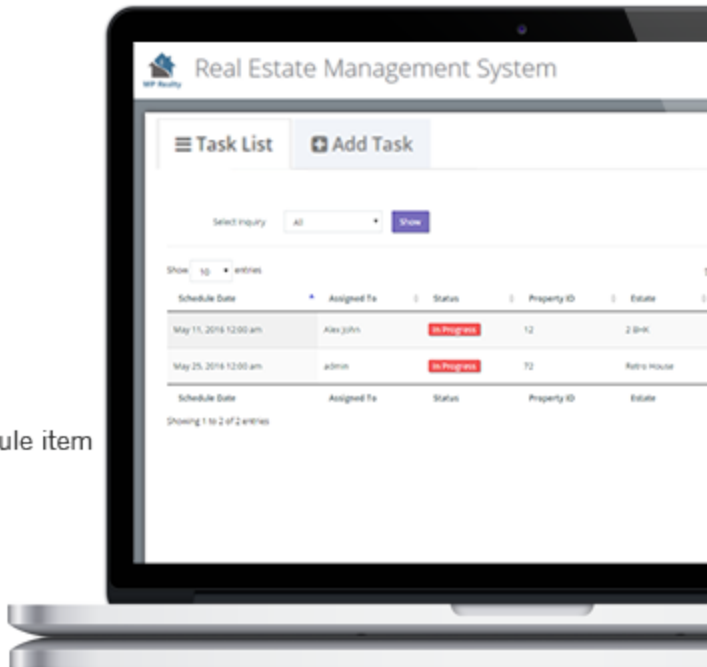
SOLD PROPERTY REPORT

- ✓ Helps Admin get Overview of Real Estate
- ✓ Dashboard with Key Statics Info-Graphic
- ✓ Calendar, Reports, Groups all at Once



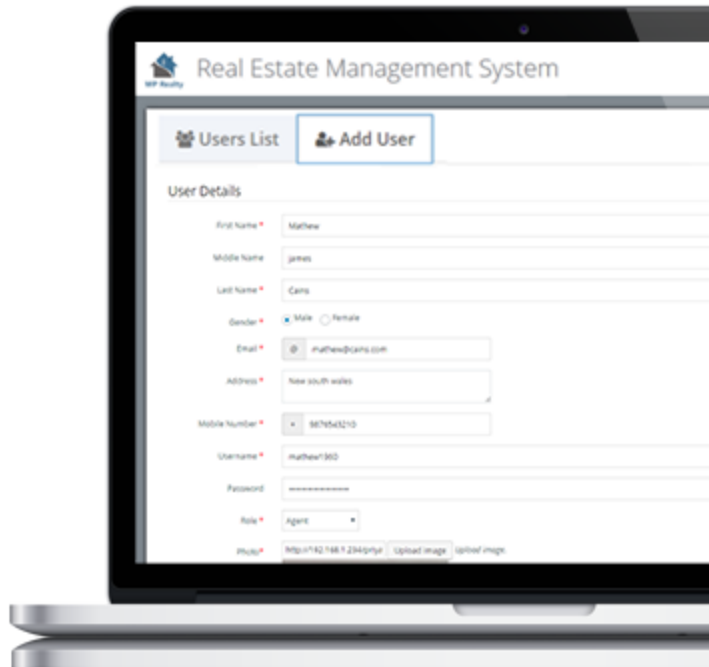
TASK LIST

- ✓ Create and assign task
- ✓ Task management
- ✓ Add task directly or associate with module item



USER LIST

- ✓ Admin and salesman roles
- ✓ User management



USERS LIST

- ✓ Admin and salesman roles
- ✓ User management

